


Cupid Coordinate Mapping












TASK: Locate each cupid in the below grid.

Next, write the coordinates of the cupid




EXAMPLE: A-8



H									
G									
F									
E									
D									
C									
B									
A									
	0	1	2	3	4	5	6	7	8



(_ , _)



(_ , _)



(_ , _)



(_ , _)



(_ , _)



(_ , _)



(_ , _)



(_ , _)



(_ , _)



(_ , _)